




The best in reliability and style

2025 COLLECTION

 Italian Design

BUILT-IN KITCHEN
APPLIANCES

Why Deca kitchen appliances ?

Deca kitchen appliances are crafted with passion for detail to deliver performance and precision. Functionality and durability inspired on professional use and expertise to enrich people's lives.



EOP 667 GS**Built-in Electronic Oven 60 cm****Accessories**

- Grilling rack
- Flat tray
- Meat prob
- Chicken Rotisserie
- Deep fry

Features

- TFT touch control
- WiFi connection
- Air Fry function
- Pro-enamel cavity
- Automatic Program
- pyrolytic and Steam clean function
- Air fry function
- 5 shelf position
- Easy to clean cavity
- 3 layers glass door
- Soft closing door
- Large viewing window
- Removable inner glass
- Convection system
- Oven ventilation system

Technical information

Capacity:75 Liters
Energy rating: A+
Total connected load
220-240V/50-60Hz

EO 665 GS**Built-in Electronic Oven 60 cm****Accessories**

- Grilling rack
- Flat tray
- Meat prob
- Chicken Rotisserie

Features

- Touch control panel
- Steam Clean function
- Air fry function
- 5 shelf position
- Easy to clean cavity
- 3 layers glass door
- Soft closing door
- Large viewing window
- Removable inner glass
- Convection system
- Oven ventilation system
- Cooling system
- telescopic rails
- 13 heating modes
- Defrosting mode
- Child lock

Technical information

Capacity:75 Liters
Energy rating: A+
Total connected load
220-240V/50-60Hz

EO 668 GS**Built-in Electronic Oven 60 cm****Accessories**

- Grilling rack
- Flat tray
- Meat prob
- Chicken Rotisserie
- Deep fry

Features

- Touch control panel
- Air fry function
- Steam Clean Function
- 5 shelf position
- Easy to clean cavity
- 3 layers glass door
- Soft closing door
- Large viewing window
- Removable inner glass
- Convection system
- Oven ventilation system
- Cooling system
- telescopic rails
- 16 heating modes
- Defrosting mode
- Child lock

Technical information

Capacity:75 Liters
Energy rating: A+
Total connected load
220-240V/50-60Hz

SENTA**Built-in Electronic Oven 60 cm****Accessories**

- Grilling rack
- Flat tray
- Meat prob
- Chicken Rotisserie

Features

- Touch control panel
- 5 shelf position
- Easy to clean cavity
- 3 layers glass door
- Soft closing door
- Large viewing window
- Removable inner glass
- Convection system
- Oven ventilation system
- Cooling system
- 2 telescopic rails
- 13 heating modes
- Defrosting mode
- Child lock

Technical information

• Capacity:75 Liters
• Energy rating: A+
• Total connected load
• 220-240V/50-60Hz

With an oven from Deca you will have a joy in the kitchen. our ovens offer a wide range of functions that allows you to use the different heaters, the fan and the grill function in different combinations to make the best of every meal you are preparing.

WIFI Connection

- Giving you the ability to control and monitor the oven remotely using a smartphone app.



Air Fry

- Generating high heated air
- Fast & even convection
- Special Air Fry basket with customized grill rack

Pro Pizza

- High heat up to 350°C
- Superfast pizza cooking in 3 min.



Steam and Pyro Clean

- Easy and effortless cleaning
- There will be no trace of fat and food residue

Dough providing function

- The perfect, fast and controlled environment for bread dough to rise.



Meat Probe

- A meat probe is great for perfectly cooking things like roasts, as it prevents over- or undercooking.

Telescopic Guides

- Safer and easier to move hot and heavy trays



EOM 468 GS**45 cm combi microwave oven****Accessories**

- 1 Drive Shaft
- 1 Swivel Subassembly
- 1 Baking Tray
- 1 Grill Rack

Features

- touch control panel
- 3 Layer Glass Door
- Soft Closing
- Heating Modes:
 - Grilling Mode
 - Back Fan Mode
 - Fan Assisted Grilling Mode
- Defrosting Mode
- Grilling with Back Fan Mode
- Grilling with Microwave Assistance
- Back Fan with Microwave Assistance
- Defrosting with Microwave Assistant
- Microwave Mode
- Dough Proving Mode
- Warming Plate Mode

Technical information

Usable capacity: 40 L
 Power: 220-240V/50Hz
 Output (microwave): 1000W
 Output (grill): 1650W

EOM 465 GS**45 cm combi microwave oven****Accessories**

- 1 Drive Shaft
- 1 Swivel Subassembly
- 1 Baking Tray
- 1 Grill Rack

Features

- touch control panel
- 3 Layer Glass Door
- Soft Closing
- Heating Modes:
 - Grilling Mode
 - Back Fan Mode
 - Fan Assisted Grilling Mode
- Defrosting Mode
- Grilling with Back Fan Mode
- Grilling with Microwave Assistance
- Back Fan with Microwave Assistance
- Defrosting with Microwave Assistant
- Microwave Mode
- Dough Proving Mode
- Warming Plate Mode

Technical information

Usable capacity: 40 L
 Power: 220-240V/50Hz
 Output (microwave): 1000W
 Output (grill): 1650W

CM 468 GS**Built-in Coffe machine****Features**

- Touch control
- Automatic self-maintenance
- one key operate Intellingent
- pre-brew aroma system
- Coffee function: Cappuccino - latte - espresso - single coffee
- Rinsing function
- Automatic cleaning indicator
- Automatic descaling indicator
- Adjustable coffee grinder (5 levels)
- Adjustable amount of coffee: 30cc~240cc
- Adjustable coffee strength: mild, normal, strong
- Removable water tank Telescopic guides with self lock

Technical information

Power: 220-240V/50-60Hz
 Capacity of water tank (L) 1.8L
 Coffee bean container (g) 250g
 Pump max pressure (bar) 19bar
 Nominal Power: 1300-1500W
 Coffee temperature (85-95°C)




*Coffee
maker*



Sabaf burners
High efficiency 11.5kw

Schott tempered glass

EGS1950 92 cm Gas hob Titanium glass




Burners

1 × Triple Wok : 4 KW
1 × Rapid: 3 KW
2 × Semi-rapid: 1.75 KW
1 × Auxiliary: 1 KW

- Schott Tempered glass
- Sabaf burners and taps
- Orkli gas safety
- Quick auto-ignition
- Flame failure device

EGS1991 92 cm Gas hob Black glass

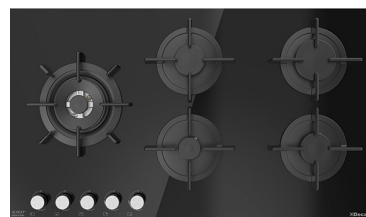


Burners

1 × Triple Wok : 4 KW
1 × Rapid: 3 KW
2 × Semi-rapid: 1.75 KW
1 × Auxiliary: 1 KW

- Schott tempered glass
- Sabaf burners and taps
- Orkli gas safety
- Quick auto-ignition
- Flame failure device

EGS1992 92 cm Gas hob black glass



Burners

1 × Triple Wok : 4 KW
1 × Rapid: 3 KW
2 × Semi-rapid: 1.75 KW
1 × Auxiliary: 1 KW

- Schott tempered glass
- Sabaf burners and taps
- Orkli gas safety
- Quick auto-ignition
- Flame failure device

ESS9292 92 cm Gas hob stainless steel



Burners

1 × Triple Wok : 4 KW
1 × Rapid: 3 KW
2 × Semi-rapid: 1.75 KW
1 × Auxiliary: 1 KW

- Flashmount plate
- Sabaf burners and taps
- Orkli gas safety
- Quick auto-ignition
- Flame failure device

E1957LN 92 cm Gas hob stainless steel



Burners

1 × Triple Wok : 4 KW
1 × Rapid: 3 KW
2 × Semi-rapid: 1.75 KW
1 × Auxiliary: 1 KW

- Microlinen
- Sabaf burners and taps
- microlinen
- Orkli gas safety
- Quick auto-ignition
- Flame failure device

ESS1952 92 cm Gas hob stainless steel



Burners

1 × Triple Wok : 4 KW
1 × Rapid: 3 KW
2 × Semi-rapid: 1.75 KW
1 × Auxiliary: 1 KW

- Sabaf burners and taps
- Orkli gas safety
- Quick auto-ignition
- Flame failure device

EGS1993 92 cm Gas hob black glass**Burners**


1 × Triple Wok : 4 KW
1 × Rapid: 3 KW
2 × Semi-rapid: 1.75 KW
1 × Auxiliary: 1 KW

- Schott tempered glass
- Sabaf burners and taps
- Orkli gas safety
- Quick auto-ignition
- Flame failure device

EGS9292 92 cm Gas hob black glass**Burners**

1 × Triple Wok : 4 KW
1 × Rapid: 3 KW
2 × Semi-rapid: 1.75 KW
1 × Auxiliary: 1 KW

- Schott tempered glass
- Sabaf burners and taps
- Orkli gas safety
- Quick auto-ignition
- Flame failure device

EGS9391 92 cm Gas hob black glass**Burners**

1 × Triple Wok : 4 KW
1 × Rapid: 3 KW
2 × Semi-rapid: 1.75 KW
1 × Auxiliary: 1 KW

- Schott tempered glass
- Sabaf burners and taps
- Orkli gas safety
- Quick auto-ignition
- Flame failure device

ESS1996 92 cm Gas hob stainless steel**Burners**

1 × Triple Wok : 4 KW
1 × Rapid: 3 KW
2 × Semi-rapid: 1.75 KW
1 × Auxiliary: 1 KW

- Sabaf burners and taps
- Orkli gas safety
- Quick auto-ignition
- Flame failure device

ESS1952BR 92 cm Gas hob stainless steel**Burners**

1 × Triple Wok : 4 KW
1 × Rapid: 3 KW
2 × Semi-rapid: 1.75 KW
1 × Auxiliary: 1 KW

- Brass Burners
- Sabaf burners and taps
- Orkli gas safety
- Quick auto-ignition
- Flame failure device

ESS1977LN 92 cm Gas hob stainless steel**Burners**

1 × Triple Wok : 4 KW
1 × Rapid: 3 KW
2 × Semi-rapid: 1.75 KW
1 × Auxiliary: 1 KW

- Microlinen
- Sabaf burners and taps
- microlinen
- Orkli gas safety
- Quick auto-ignition
- Flame failure device

ESS9298N 92 cm Gas hob stainless steel**Burners**

1 × Triple Wok : 4 KW
1 × Rapid: 3 KW
2 × Semi-rapid: 1.75 KW
1 × Auxiliary: 1 KW

- Sabaf burners and taps
- Orkli gas safety
- Quick auto-ignition
- Flame failure device

ESS6060 60 cm Gas hob Stainless steel**Burners**

1 × Rapid: 3 KW
2 × Semi-rapid: 175 KW
1 × Auxiliary: 1 KW

- Sabaf burners and taps
- Orkli gas safety
- Quick auto-ignition
- Flame failure device

ESS3035 30 cm Gas hob Stainless steel**Burners**


1 × Auxiliary: 1 KW
1 × Rapid: 3 KW

- Sabaf burners and taps
- Orkli gas safety
- Quick auto-ignition
- Flame failure device

HC1490 92 cm Electric hob black glass**Burners**

200mm, 1000w/220w
165mm, 200w
300mm, 950w/1750w
165mm, 1200w
200mm, 1800w

- Ceramic glass
- Slider touch control
- Ceramic Heating element
- 9 Level Power
- Child lock

HC1460 92 cm Electric hob black glass**Burners**

230mm, 2300w
165mm, 1200w
200mm, 1800w
165mm, 1200w

- Ceramic glass
- Slider touch control
- Ceramic Heating element
- 9 Level Power
- Child lock

HC1430 92 cm Electric hob black glass**Burners**

300mm, 1800w
165mm, 1200w

- Ceramic glass
- Slider touch control
- Ceramic Heating element
- 9 Level Power
- Child lock



Scala

Built-in hood Stainless steel



- Wide: 80 cm
- Touch control panel
- Extraction: 1000 h/m³
- 4 speed settings
- Noise level: 56 db
- Filter type: 3 layers aluminum
- Charcoal Filter
- Lighting: 2 LED light
- Gas and smoke detection sensor
- Remote control

8088

60 cm Gas hob black glass



- Wide: 80 cm
- Touch control panel
- Extraction: 850 h/m³
- 4 speed settings
- Noise level: 56 db
- Filter type: 3 layers aluminum
- Lighting: 2 LED light
- Gas and smoke detection sensor
- Remote control

8088 Touchless

Built-in hood matt black



- Wide: 80 cm
- Touch control panel
- Extraction: 850 h/m³
- 4 speed settings
- Noise level: 56 db
- Filter type: 3 layers aluminum
- Lighting: 2 LED light
- Gas and smoke detection sensor
- Remote control



8089

Built-in hood black glass



- Wide: 80 cm
- Touch control panel
- Extraction: 850 h/m³
- 4 speed settings
- Noise level: 56 db
- Filter type: 3 layers aluminum
- Lighting: LED light
- Gas and smoke detection sensor
- Remote control

CH153

Built-in hood black glass



- Wide: 70 cm
- Touch control panel
- Extraction: 800 h/m³
- 4 speed settings
- Noise level: 56 db
- Filter type: 3 layers aluminum
- Lighting: LED light
- Gas and smoke detection sensor
- Remote control

CH145

Built-in hood matt black



- Wide: 70 cm
- Touch control panel
- Extraction: 800 h/m³
- 4 speed settings
- Noise level: 56 db
- Filter type: 3 layers aluminum
- Lighting: 2 LED light
- Remote control


8029

Built-in hood Black glass




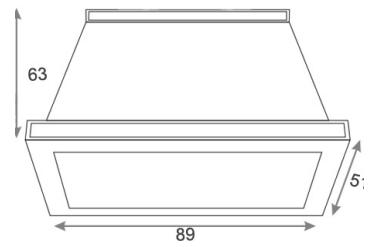
- Wide: 80 cm
- Touch control panel
- Extraction: 850 h/m³
- 4 speed settings
- Noise level: 56 db
- Filter type: 3 layers aluminum
- Lighting: LED light
- Gas and smoke detection sensor
- Remote control





Features

- Wide: 90 cm
- Push button control panel
- Extraction: 850 h/m3
- 4 speed settings
- Noise level: 56 db
- Filter type: Aluminum
- Lighting: LED light

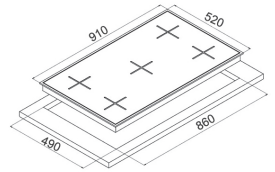


Burners

- 1 × Triple Wok : 4 KW
- 1 × Rapid: 3 KW
- 2 × Semi-rapid: 1.75 KW
- 1 × Auxiliary: 1 KW

Features

- Sabaf burners and taps
- Schott tempered glass
- Orkli gas safety
- Quick auto-ignition
- Flame failure device
- Triple crown burner 4KW
- Brushed Inox burner plate
- Matt black cast iron grid



Accessories

- Grilling rack
- Flat tray
- Deep tray
- Rotisserie

Features

- 5 shelf position
- Easy to clean cavity
- 3 layers glass door
- Soft Close door
- Removable inner glass
- Convection system
- Oven ventilation system
- Cooling system
- Large viewing window
- 9 heating methods
- Defrosting mode
- Child lock
- Telescopic shelf

Technical information

Display Type: Mid Digital Timer
 Mechanical Knob control
 Capacity: 64 Liters
 Cavity Color: Grey
 Total connected load
 2.87kW 220-240V/50-60Hz





Believe Your Dream

Innovation is part of Deca's DNA and the constant pursuit of innovation extends across product design and development, marketing efforts, product technologies and production processes. Deca believes that real design innovation can be best achieved through cross-field design cooperation with creative talents and designers who do not necessarily belong to the kitchen appliance industry.

